ITSU

User Manual
IS0204 使用說明書

ITSU

User Manual

All information is correct at the time of print

CONTENTS

Safety Instructions	03
Warranty Claims	06
Main Unit & Accessories	07
Instructions	08
Product Maintenance	09
Troubleshooting	10
Product Specifications	10
Contact us	11

Safety Instructions

i. Usage environment

● Attention: This device is designed for private use, not intended for medical or commercial purpose. Children should be supervised to ensure that they do not use this device as a toy.

● Please adjust the elastic strip so that it fit firmly and tight.Sit and lean against
sofa/chair for a more comfortable usage experience.

● Suggest to use this device one or two times per day, Each time should be 10-20 minutes. Do not open your eyes when using this device.

● Please cleaning surface of this device with wet towel or Cotton ball with 75%
medical alcohol.

● Do not put this device close fire,corrosive liquid and other adverse environments.

ii. Health precautions

If you are experiencing health complications or conditions as stated below,please consult your doctor before use：

-Suffering from heart disease.
-Pregnancy.
-Any health concerns.

Safety Instructions

ii. When the product should not be used

- If the use exceeds 20 minutes at one time.
- This unit should not be used by children or invalids without adult supervision.
- If water is accidentally spilled on to the appliance.
- If the user detects any malfunction or other abnormal conditions during operation.

iv. Caution and warning

- Never let the device run or charge unattended.
- Do not use any attachments that are not recommended by ITSU.
- Do not operate this appliance if it has a damaged cord or plug.Please return

the unit to ITSU.Service Center for examination and repairs.

- Do not drop or improperly use the device.
- Do not change or modify the device in any way.
- Do not cover the appliance during operation.As this may result in malfunctionor fire.
- Do not crush the appliance.

Safety Instructions

- Do not overload the electrical outlet.
- If the device malfunctions, disconnect it from the power source and contact customers services.
- Do not let the device come in contact with metal object, such as belt buckle or jewelry.
- This appliance is not intended for use by persons (including children) with reduced physical,sensory or mental capabilities, or lack of experience and knowledge, unless they have been given supervision or instruction concerning use of the appliance by a person responsible for their safety.

V. Note

- To ensure safe and proper use of the appliance，do not operate it before reading this user manual carefully first.
- It is normal to hear the noises during use，because they are resulted from vibration of product.
- If the appliance is stored in a cold place and being taken into a warm environment please wait one hour before use to get the optimum massaging level.
- The appliance is only to be used with power accessories provided.
- Cleaning and user maintenance shall not be made by children without supervision.

Warranty Claims

1. Warranty is not transferable.
2. This warranty is effective only if the product is purchased from ITSU.
3. Proof of purchase (original receipt) is required for all warranty repairs.
4. All implied warranties, including but not limited to these implied warranties of fitness and merchant ability, are limited to the duration stated in the warranty policy.
5. Damage due to misuse, improper treatment and unauthorized modification and repair are not covered by this warranty.
6. Warranty does not cover accessories and attachments which do not Belong to the massage unit.
7. Warranty is not effective to rental, business, commercial, institutional or other non-residential users.
8. All services covered by this warranty must be approved by ITSU and Repaired by authorized technicians only.
9. If replacement parts for defective materials are not available, ITSU reserves the right to make substituion in lieu of repair or replacement.

.

Main Unit & Accessories

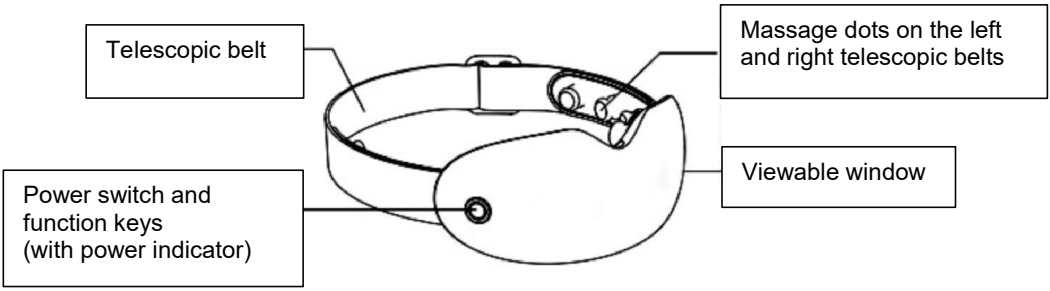

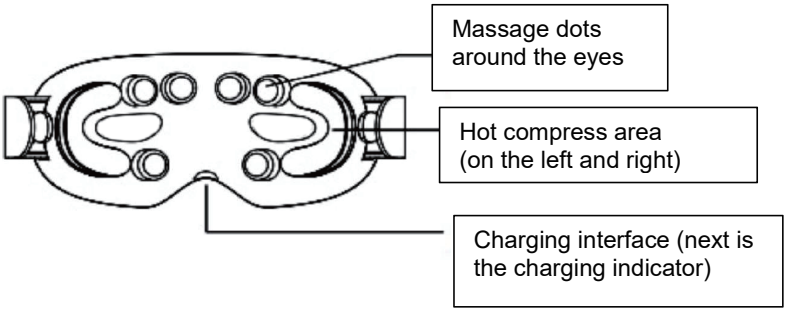

Instructions

On/off /Function Keys

1. Press and hold the button on the main unit, after power on, the power indicator is always on blue light.and after hearing the voice broadcast “Welcome to the head and eye massager,comprehensive mode", the product starts to work,and the default is turned on and comprehensive mode.

2 .Click to switch the massage mode cyclically, there are 5 modes in total (comprehensive mode,smart mode,eye protection mode,head mode, sleep mode), there will be a corresponding voice broadcast for each mode switched.

Massage Modes

1. Comprehensive mode: eye + head vibration massage mode 1+hot compress;music 1.
2. Smart mode:eye + head vibration massage mode 2; play music 2.
3. Eye protection mode:eye vibration massage+hot compress; music 3.
4. Head mode: head vibration massage, music 4.
5. Sleep mode: eye + head vibration massage mode 3; music 5.

Shutting down the product

Press and hold the button on the main unit, after hearing the voice broadcast “Thank you for using, goodbye!", the main unit shuts down.

Charging

1. While charging, the product cannot be turned on and used.
2.When charging,the red light will be on; when fully charged, the light wil lturn green .
3. when the battery is low, the red light will flash, and at the same time the voice broadcasts“low battery, please charge”" , then please charge as soon as possible.

Product Maintenance

●When not in use for a long time, maintain a certain amount of electricity, turn off the power switch, and properly store the product It can be placed back in the original packaging box in a safe, dry. ventilated,and low-temperature place.

● When not in use for a long time, it is recommended to charge the product every six months to prevent damage to the battery due to low power.

●For daily maintenance, please use neutral cleaning agents and soft cloths to wipe, Do not use engine oil, organic solvents, or other chemical agents for cleaning, and do not bleach in water.

●Before using or cleaning the product, please turn off the power switch.

●During transportation, this product should be securely secured to prevent severe vibration, collision, rolling, and falling.

Notes

●The default working time of each gear is 10 minutes(Switching themode midway will restart the timer by 10 minutes). After running for10 minutes, the product will automatically shut down. If you want tocontinue the massage, please restart.

Troubleshooting

Conditions	Solutions
Not operating at all	Check if the battery is sufficient,it is recommended to use it after fully charging it.
Slight abnormal noise during use	The new machine running in period is a normal phenomenon，If there is a very obvious abnormal noise,please send it for inspection.
The battery cannot be charged	Battery aging or poor contact, please contact customer service or sales personnel.

Product Specifications

Model of product	IS0204
Power supply	5V
Power consumption	5 w
Dimensions（length/ width/ height）	178×80×72mm
Weight	264g

Contact Us

ITSU WORLD SDN. BHD. (reg. no. 1137036-K)
Unit BO03-B-13A-1,
Menara 3A, KL Eco City,
No.3, Jalan Bangsar,
59200 Kuala Lumpur.
Tel: 1700-81-4878

ITSU World（HK) Limited
Flat A6，20th Floor，TML Tower，
No.3 Hoi Shing Road，
Tsuen Wan，
N.T.
Tel：+852 3611 2228

PT Healthy World
Lodan Center Block O No 20
Jalan Lodan Raya No 2
Jakarta Utara 14430
Tel: +62 21-6983 1123

目錄

安全說明 13

保修權限 15

主要部件及附件 16

產品操作說明 17

產品保養 18

疑難解答 19

產品規格 19

聯絡我們 20

安全說明

i. 使用環境

注意:本裝置是為私人使用而設計的，並非用於醫療或商業用途。兒童應受到監督，以確保他們不會將此裝置當作玩具使用。

- 請調整松緊帶長度，使之牢固。在沙發/椅子上享受更舒適的使用體驗。
- 建議每天使用 1 -2 次，每次應 10-20 分鐘。使用本設備時請勿睜開眼睛。
- 請用濕毛巾或含 75%醫用酒精的棉球清潔本設備表面。
- 請勿將本裝置置於近火、腐蝕性液體等不良環境中。

ii. 健康注意事項

以下人士請在使用前先咨詢醫生的意見:

-心臟病患者

-懷孕

-有任何健康問題

iii. 以下情況請勿使用本產品

- 當連續使用本產品超過 20 分鐘時。
- 小孩或殘病人士在無人監督的情況下。
- 液體潑濺到產品上。
- 使用過程中發覺任何機件故障或不正常狀況

安全說明

iv. 警告

- 不要让设备在无人看管的情况下运行或充电。
- 請勿使用非 ITSU 提供的配件。
- 當電源線或插頭損壞時，請勿使用並及時聯繫 ITSU 服務中心進行維修檢查。
- 請勿將手或任何異物塞入按摩器間隙中。
- 請勿摔落或不正當使用產品。
- 不要以任何方式改變或修改該設備。
- 請勿在使用中覆蓋本產品，以免引起故障或火災
- 請勿使用過載插座。
- 如果設備發生故障，請斷開電源並與客服聯繫。
- 請勿讓設備接觸金屬物體，如皮帶扣、首飾等。
- 本器具不適用於身體不適、缺乏智力或缺乏經驗人員使用(包括兒童)，除非有安全負責人員的監督或指導。

v. 注意

- 為確保安全 、正確使用本設備，請先仔細閱讀本使用手冊，方可操作本設備。
- 在使用過程中聽到噪音是正常的，這是由於產品振動引起的。
- 如果本設備存放在寒冷的地方並被帶到溫暖的環境中，請等待一小時後再使用，以達到最佳的按摩效果。
- 僅與提供的配件附加使用。
- 兒童不得在沒有監督的情況下進行清潔和用戶維護。

保修權限

1. 本保修權限不可轉讓。
2. 本保修服務僅對在 ITSU 購買的產品有效。
3. 當要求保修服務時，請出示購買證明 (正本收據) 。
4. 所有報修項目，包括但不限於這些健身及適銷性的保修項目有效期限需視保修政策而定。
5. 因錯誤使用、處理不當以及未經授權私自改裝和維修產品而導致的損壞不屬於保修範 圍。
6. 此保修範圍不包括不屬於產品本身的附件。
7. 此保修範圍不適用於租賃 、交易 、商業 、機構 、或其他非住宅用戶。
8. 此保修範圍內所涉及的維修服務需經過 ITSU 授權，且必須由授權的技術人員維修。
9. 若需更換的維修附件缺貨，ITSU 有權採用替代配件進行維修。

主要部件及附件

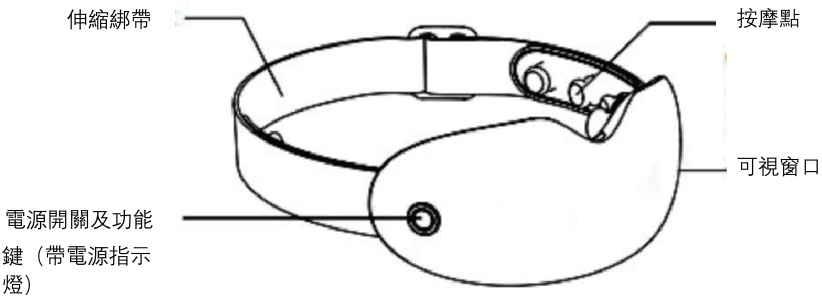

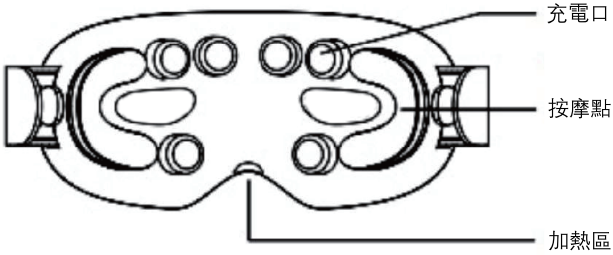

產品操作說明

開/關/功能鍵

1. 長按主機上的按鈕，主機開機/關機，開機後電源指示燈亮藍色，聽到語音廣播「歡迎使用頭眼按摩器，綜合式」後，產品開始工作，默認開啟，綜合模式。

2.點擊循環切換按摩模式，共有5種模式(綜合式、智能模式、護眼模式、頭部模式、睡眠模式)，每切換一種模式都會有相應的語音廣播。

按摩模式

1.綜合模式:眼+頭部震動按摩模式1+熱敷;播放音樂。

2.智能模式:眼部加頭部振動按摩模式2種;播放音樂。

3.護眼方式:眼部震動按摩+熱敷;播放音樂。

4.頭部方式:頭部振動按摩;播放音樂。

5.睡眠模式:頭部振動按摩模式3種;播放音樂。

關閉產品

長按主機上的按鈕，聽到廣播聲音「謝謝您使用，再見」後，主機關閉。

充電

1.充電時，產品不能開機使用。

2.當電池電量不足時，紅燈會閃爍，同時語音提示「電量不足，請充電」，請盡快充電。

3.充電時，紅燈亮；充滿電時，燈變綠。

產品保養

貯藏

● 请将按摩器放在手提包中或安全、干燥、阴凉的地方。避免接触锋利或尖锐的物体切割或刺穿表面。

清潔

● 請勿將按摩器浸於任何溶液中清洗。

● 清潔前切記關掉電源並先冷卻。

● 清潔時只需用柔軟微濕的海綿抹拭即可。

● 避免水或其他液體進入設備。

● 請勿用清潔劑、刷子、汽油、煤油、玻璃清潔劑或者稀釋劑清洗。

提示

● 避免破壞設備表面

● 使用過程中，避免過度用力以免受傷。

● 每個檔位的默認工作時間為10分鐘(中途切換模式將重新計時10分鐘)。運行10分鐘後，產品將自動關機。如果您想繼續按摩，請重新啟動。

疑難解答

異常情況	解决辦法
按摩器無法工作	检查电池是否足够，建议在充满电后使用
使用过程中有异常的噪音	新机磨合期是正常现象，如果有非常明显的异常噪音，请送去检查
无法充电	电池老化或接触不良，请联系客服或销售人员

產品規格

產品型號	IS0204
電壓	5v
功率	5 w
尺寸（長 X 寬 X 高）	178×80×72mm
重量	264g

联络我们

ITSU WORLD SDN. BHD. (reg. no. 1137036-K)
Unit BO03-B-13A-1,
Menara 3A, KL Eco City,
No.3, Jalan Bangsar,
59200 Kuala Lumpur.
Tel: 1700-81-4878

ITSU World（HK) Limited
Flat A6，20th Floor，TML Tower，
No.3 Hoi Shing Road，
Tsuen Wan，
N.T.
Tel：+852 3611 2228

PT Healthy World
Lodan Center Block O No 20
Jalan Lodan Raya No 2
Jakarta Utara 14430
Tel: +62 21-6983 1123