

ITSU

御手の物[®]



User Manual
IS0129 使用説明書



User Manual
All information is correct at the time of print

CONTENTS

Safety Instructions	03
Warranty Claims	05
Main Unit & Accessories	06
Exchangeable heads	06
Instructions	07
Product Maintenance	08
Troubleshooting	09
Product Specifications	09
Contact us	10

Safety Instructions

i. Usage environment

- Do not use the appliance in a wet condition or dusty environment as this may result in malfunction or electric shock.
- It can only be used on dry skin and cleansed skin surface. It should not be used across clothing. Gently press and move on the skin for approximately 60 seconds per part.
- Use the device only on the soft tissues of the body without causing pain or discomfort. Do not use it on the head or any hard or boned part of the body.
- Use only the vibrating head that produces the best results.
- Whether it is controlled pressure or pressure, it can produce bruising. Always check the physiotherapy area but signs of pain or discomfort should be discontinued immediately.
- Keep your fingers, hair or other parts of the body away from the shaft and back of the vibrating head, as there is a possibility of being pinched.
- Place the appliance in a safe location.
- Do not expose the appliance to a heater or direct sunlight.
- This product is only intended for personal use only. Commercial use is prohibited.

ii. Health precautions

If you are experiencing health complications or conditions as stated below, please consult your doctor before use:

- Suffering from heart disease.
- Pregnancy.
- Any health concerns.

iii. When the product should not be used

- If the use exceeds 25 minutes at one time.
- This unit should not be used by children or invalids without adult supervision.
- Before sleeping.
- If water is accidentally spilled on to the appliance.
- If the user detects any malfunction or other abnormal conditions during operation.

iv. Caution and warning

- Never let the device run or charge unattended.
- Do not use any attachments that are not recommended by ITSU.
- Do not operate this appliance if it has a damaged cord or plug. Please return the unit to ITSU Service Center for examination and repairs.

Safety Instructions

- Do not insert your hands or any foreign matters into the massager's vents and gaps.
- Do not drop or improperly use the device.
- Charge only with 16.8 VDC device charger.
- Do not change or modify the device in any way.
- Do not cover the appliance during operation. As this may result in malfunction or fire.
- Do not crush the appliance.
- Do not overload the electrical outlet.
- If the device malfunctions, disconnect it from the power source and contact customers services.
- Do not let the device come in contact with metal object, such as belt buckle or jewelry.
- This appliance is not intended for use by persons (including children) with reduced physical, sensory or mental capabilities, or lack of experience and knowledge, unless they have been given supervision or instruction concerning use of the appliance by a person responsible for their safety.
- Children should be supervised to ensure that they do not play with the appliance.
- The appliance is only to be used with the power supply unit provided with the appliance.

V.Note

- To ensure safe and proper use of the appliance, do not operate it before reading this user manual carefully first.
- It is normal to hear the noises during use, because they are resulted from vibration of product.
- If the appliance is stored in a cold place and being taken into a warm environment please wait one hour before use to get the optimum massaging level.
- The appliance is only to be used with power accessories provided.
- Cleaning and user maintenance shall not be made by children without supervision.

Warranty Claims

1. Warranty is not transferable.
2. This warranty is effective only if the product is purchased from ITSU.
3. Proof of purchase (original receipt) is required for all warranty repairs.
4. All implied warranties, including but not limited to these implied warranties of fitness and merchantability, are limited to the duration stated in the warranty policy.
5. Damage due to misuse, improper treatment and unauthorized modification and repair are not covered by this warranty.
6. Warranty does not cover accessories and attachments which do not belong to the massage unit.
7. Warranty is not effective to rental, business, commercial, institutional or other non-residential users.
8. All services covered by this warranty must be approved by ITSU and repaired by authorized technicians only.
9. If replacement parts for defective materials are not available, ITSU reserves the right to make substitution in lieu of repair or replacement.

Main Unit & Accessories

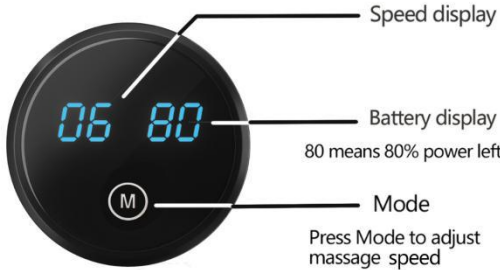
- a) Handheld Massager
- b) 6 types of exchangeable massage heads
- c) Charging adaptor
- d) Suitcase



Handheld massager

1. ON/OFF switch
2. Control panel
Press for 3 seconds to standby the massager.
3. Detachable, replaceable shock head.
When removing vibrating head, pull it out with ease.
4. DC charging port.

Control panel



Exchangeable heads



U-head
for the spine



Small spherical head
for small muscle groups



Crescent head
for Cervical joint



Small flat head
for all parts of
the body



Spade head
for abdominal
abdominal muscles



Large spherical head
for large muscle
groups

Instructions

Power operation cautions

- Press the power switch on the top of the machine to turn it on and start the device (the power light is on).
- Press again to turn off the device.

Device

- Press M to adjust massage mode (speed). Default speed is at level 1. Press again to adjust to level 2, and so on. There are 6 levels. The blue LED indicator will correspond to the corresponding frequency level and apply the required pressure at the preset speed to massage the corresponding body part.

Charging

- Before the first use, charge it for 4 hours, the device will not work when charging, and the 16.8V charger will be charged when charging.
- When the LED light on the power lamp is red, it indicates that charging is in progress.
- When the power LED is lit green, it indicates that the battery is fully charged.
- The fully charged battery has the power for 3-4 hours at level 1.
- It is not recommended to completely drain the battery.
- Make sure the power is off when not in use. The operating time of the device depends on the speed level during use and the applied pressure.

Product Maintenance

TO STORE

- Place the massager in the suitcase provided or in a safe, dry and cool place. Avoid contact with sharp edges or pointed objects that might cut or puncture the surface.

TO CLEAN

- Avoid immersing the unit in any liquid during cleaning.
- Unplug the unit and allow it to cool before cleaning.
- Clean only with a soft, slightly damp sponge.
- Do not allow water or any other liquid to go inside the unit.
- Avoid using abrasive cleaners, brushes, gasoline, kerosene, glass/ furniture polish or paint thinner to clean the product.

CAUTION

- Avoid tearing on the appliance surface.
- Only gentle force should be exerted against the unit in order to eliminate any risk of injury.

Troubleshooting

This massager is controlled by an integrated chip and is susceptible to power surges from +10% to -15%.Due to this, the massager might display the following:

Conditions	Solutions
Not operating at all	1.Please rechargeable before first time use. 2.Please swich ON the product.
Speed too high or too low	1.Press Mode to adjust massage intensity. 2.There are 6 levels.
Product malfunction	1. Let product to cool down for 30 minutes and turn ON again . If still fail,please contact nearest service centre. 2. Please restart the massage while speed display 'E3'. 3. Please charge in time while speed display 'E1' .

Product Specifications

Model of product	IS0129
Power supply	Adapter rechargeable 16.8V
Power consumption	16.8w
Dimensions (length/width/height)	17*6.5*22cm
Weight	1.4kgs

Contact Us



ITSU World Sdn Bhd
13 Lorong Teknologi B. Nouvelle Industry Park.
Taman Sains SG1 Kota Damansara. PJU 5.
47810 Petaling Jaya
Malaysia
Tel: +603 6732 3722



ITSU World(HK) Limited
Workshop D1,28/F. TML Tower
No. 3 Hoi Shing Road, Tsuen Wan, N.T.
Tel: +852 3611 2228



PT Healthy World
Lodan Center Block O No 20
Jalan Lodan Raya No 2
Jakarta Utara 14430
Tel: +62 21-6983 1123

目錄

安全說明	12
保修權限	14
主要部件及附件	15
可替換按摩頭	15
產品操作說明	16
產品保養	17
疑難解答	18
產品規格	18
聯絡我們	19

安全說明

i. 使用環境

- 請勿在超時或灰塵密集的環境下使用本產品，以免導致觸電或機器故障。
- 僅可以在身體部位的乾燥、潔淨皮膚表面上使用，不可以隔著衣物。輕輕在皮膚上按壓、移動，每個部位大約 60 秒。
- 在不產生疼痛或不適的情況下，只在身體的軟組織上使用該設備，不要在頭部或身體任何堅硬或有骨頭的部位使用。
- 僅使用振動的按摩頭達到最好的效果
- 無論是有節制的下壓或者施加壓力，都可能產生淤青。經常檢查理療區域，一旦出現疼痛或不適應立即停止使用。
- 讓手指、頭髮或身體其他部位遠離振動頭的軸和背面，因為有可能被夾住。
- 請將本產品存放在安全的地方。
- 請勿將此產品暴露於熱源或陽光直射下。
- 本產品僅為個人使用，禁止用於商業用途。

ii. 健康注意事項

以下人士請在使用前先諮詢醫生的意見：

- 心臟病患者
- 懷孕
- 有任何健康問題

iii. 以下情況請勿使用本產品

- 當連續使用本產品超過 25 分鐘時。
- 小孩或殘病人士在無人監督的情況下。
- 睡前。
- 液體潑濺到產品上。
- 使用過程中發覺任何機件故障或不正常狀況

iv. 警告

- 不要让设备在无人看管的情况下运行或充电。
- 請勿使用非 ITSU 提供的配件。
- 當電源線或插頭損壞時，請勿使用並及時聯繫 ITSU 服務中心進行維修檢查。
- 請勿將手或任何異物塞入按摩器間隙中。
- 請勿摔落或不正當使用產品。
- 使用直流 16.8V 的充電器充電。
- 不要以任何方式改變或修改該設備。
- 請勿在使用中覆蓋本產品，以免引起故障或火災。

安全說明

- 請勿壓壞設備。
- 請勿使用過載插座。
- 如果設備發生故障，請斷開電源並與客服聯繫。
- 請勿讓設備接觸金屬物體，如皮帶扣、首飾等。
- 本器具不適用於身體不適、缺乏智力或缺乏經驗人員使用(包括兒童)，除非有安全負責人員的監督或指導。
- 兒童不得在沒有監督的情況下使用。
- 器具只能與器具配備的電源一起使用。

v. 注意

- 為確保安全、正確使用本設備，請先仔細閱讀本使用手冊，方可操作本設備。
- 在使用過程中聽到噪音是正常的，這是由於產品振動引起的。
- 如果本設備存放在寒冷的地方並被帶到溫暖的環境中，請等待一小時後再使用，以達到最佳的按摩效果。
- 僅與提供的配件附加使用。
- 兒童不得在沒有監督的情況下進行清潔和用戶維護。

保修權限


1. 本保修權限不可轉讓。
2. 本保修服務僅對在 ITSU 購買的產品有效。
3. 當要求保修服務時，請出示購買證明（正本收據）。
4. 所有報修項目，包括但不限於這些健身及適銷性的保修項目有效期限需視保修政策而定。
5. 因錯誤使用、處理不當以及未經授權私自改裝和維修產品而導致的損壞，不屬於保修範圍。
6. 此保修範圍不包括不屬於產品本身的附件。
7. 此保修範圍不適用於租賃、交易、商業、機構、或其他非住宅用戶。
8. 此保修範圍內所涉及的維修服務需經過 ITSU 授權，且必須由授權的技術人員維修。
9. 若需更換的維修附件缺貨，ITSU 有權採用替代配件進行維修。

主要部件及附件

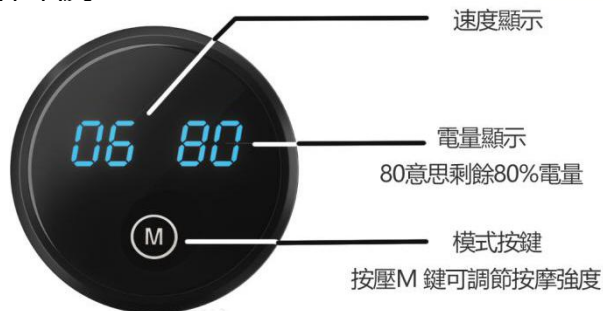
- a)手持按摩器
- b)6 個可替換按摩頭
- c)充電器
- d)手提箱



手持按摩器

- 1. 開/關 產品開關 
- 2. 控制面板
長按 **M** 鍵 3 秒按摩器進入待機狀態
- 3. 可拆卸、更換按摩頭
當拆卸更換按摩頭時，應輕鬆拔出
- 4. 直流充電口

控制面板



可替換按摩頭



U 型頭
用於脊椎部位



小球型頭
用於小肌肉群



月牙頭
用於頭道



小平頭
用於全身各個
部位



鏟型頭
用於腹部腹肌



大球型頭
用於大肌肉群

產品操作說明

- 按機器頂部的電源開關開機，啟動設備(電源指示燈亮)。
- 再按一次關機。

設備

- 按 M 調整按摩模式(速度)。默认速度是 1 級。再按一次調整到 2 級，以此类推，一共 6 級。藍色 LED 指示燈對應力度及電量，以預設的速度施加所需的壓力，按摩身體相應部位。

充電

- 第一次使用前應充電 4 小時，充電時設備不工作，應使用 16.8V 充電器充電。
- 當電源上的 LED 燈為紅色時，表示正在充電。
- 當電源上的 LED 燈為綠色時，表示已充滿電。
- 電池充滿電後，在模式 1 狀態下可使用 3-4 小時。
- 不建議完全耗盡電池。
- 不使用時請確保電源處於關閉狀態。該裝置的運行時間取決於使用時的速度水準和所施加的壓力。

產品保養

貯藏

- 請將按摩器放在手提包中或安全、干燥、阴凉的地方。避免接触锋利或尖锐的物体切割或刺穿表面。

清潔

- 請勿將按摩器浸於任何溶液中清洗。
- 清潔前切記關掉電源並先冷卻。
- 清潔時只需用柔軟微濕的海綿抹拭即可。
- 避免水或其他液體進入設備。
- 請勿用清潔劑、刷子、汽油、煤油、玻璃清潔劑或者稀釋劑清洗。

提示

- 避免破壞設備表面
- 使用過程中，避免過度用力以免受傷。

疑難解答

這款按摩器是由集成晶片控制的，可以承受 10%到 15%的功率波動。因此，按摩器可能會顯示如下內容：

異常情況	解決辦法
按摩器無法工作	1.第一次使用前請充。 2.打開產品開關。
速度過高或過低	1.按 M 調整按摩強度。 2. 6 种速度調節。
產品故障	1. 冷卻 30 分鐘後再打開。如果仍然無法解決，請與最近的服務中心聯繫。 2. 当速度显示为'E3'，是由于过载保护，重新启动即可。 3. 当速度显示为'E1'，是提示没电，请安排充电。

產品規格

產品型號	IS0129
電壓	充電插頭 16.8V
功率	16.8w
尺寸（長 X 寬 X 高）	17*6.5*22cm
重量	1.4kgs

联络我们



ITSU World Sdn Bhd
13 Lorong Teknologi B. Nouvelle Industry Park.
Taman Sains SG1 Kota Damansara. PJU 5.
47810 Petaling Jaya
Malaysia
Tel: +603 6732 3722



ITSU World(HK) Limited
Workshop D1,28/F. TML Tower
No. 3 Hoi Shing Road, Tsuen Wan, N. T.
Tel: +852 3611 2228



PT Healthy World
Lodan Center Block O No 20
Jalan Lodan Raya No 2
Jakarta Utara 14430
Tel: +62 21-6983 1123